

# SANDPIPER



FIFTH WHEELS BY FOREST RIVER



3440BH

# SANDPIPER FIFTH WHEELS

Wherever you go, the Sandpiper line up will ensure you make the most out of every adventure. Unique floorplan designs like bunkhouses, front living spaces, rear living/entertainment, or outside kitchens will accommodate any traveler or group. Luxurious features like premium hardwood accents, an impressive stainless steel range, and patented Underbelly Armor, give the Sandpiper a reputation of elegance and outstanding quality.

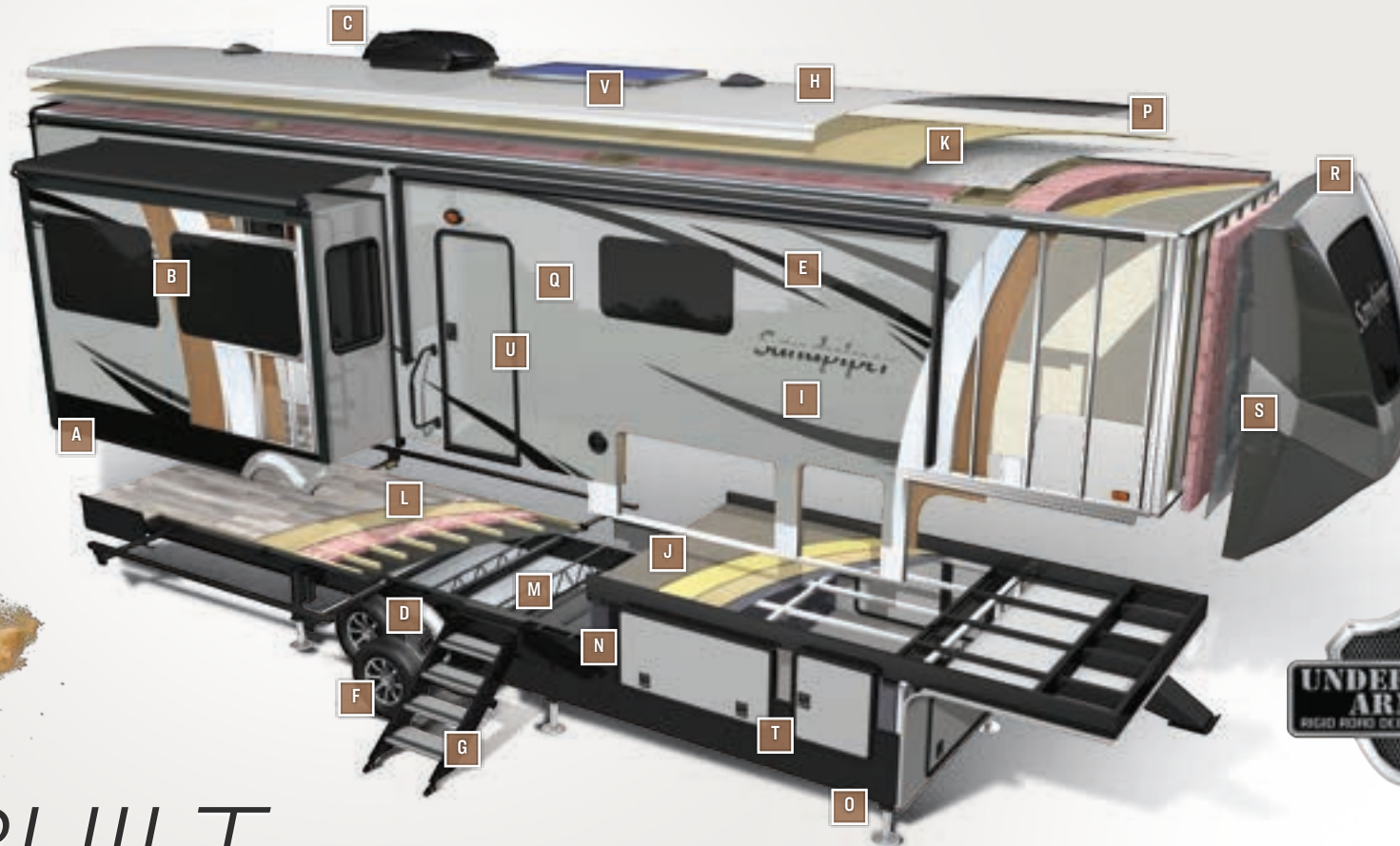


3770FL



3770FL





# BUILT TO LAST.

The Sandpiper is built to last using only the best materials to ensure that your coach is in it for the long haul. Careful engineering, well-appointed craftsmanship and an uncompromising sense of pride go into every fifth wheel that we produce. Rest assured that your Sandpiper is built for luxury living.

- |   |  |   |
|---|--|---|
| <b>A</b> Rolled Aluminum Side Skirting                          | <b>I</b> 2" Block Foam Insulation                        | <b>Q</b> Painted Color Matched High Gloss Gel-coated Fiberglass Exterior    |
| <b>B</b> Tinted Safety Glass Windows (80%)                      | <b>J</b> Deluxe Stain Resistant Carpet with Padding      | <b>R</b> Two-tone Painted Fiberglass Front Cap (Standard)                   |
| <b>C</b> Ducted 15K BTU Air Conditioning System                 | <b>K</b> 3/8" Roof decking (Full Walk-on Roof)           | <b>S</b> Improved Front Cap for Sharper Turning Radius                      |
| <b>D</b> Lippert EZ Lube Axles with Self Adjusting Brakes       | <b>L</b> 5/8" Tongue and Groove Plywood Flooring         | <b>T</b> Insulated Slam Lock Baggage Doors                                  |
| <b>E</b> Laminated Vacuum Bonded Aluminum Sidewalls             | <b>M</b> Enclosed Underbelly with Underbelly Armor       | <b>U</b> Oversized Entry Door   |
| <b>F</b> Aluminum Rims with F-Rated 16" Radial Tires (standard) | <b>N</b> I-Beam Powder-Coated Frame with Rust Inhibitor  | <b>V</b> GoPower® 190W Roof Mounted Solar Panel with Controller and Battery |
| <b>G</b> MORryde® "Step Above" with Strut Assist Entry Steps    | <b>O</b> 4 or 6 Point Automatic Electric Leveling System |   |
| <b>H</b> Dicor Color Matched Seamless Roof (20-yr. Warranty)    | <b>P</b> Sleek Radius Roof                               |   |

# SANDPIPER FIFTH WHEEL STANDARDS & OPTIONS

## EXTERIOR FEATURES

4 or 6 point electric level up system  
 GoPower 190W roof mounted solar panel with controller and battery  
 Quad MORryde® step above with strut  
 Color match high gloss gel coated colored exterior fiberglass  
 Painted two tone aerodynamic fiberglass front cap with improved turning radius  
 Underbelly Armor  
 Enclosed and heated dump valves  
 16" Spare tire kit  
 Large tinted windows with 80/20 UV prohibitor  
 Electric awning with LED light strip  
 Roof ladder  
 Power front jacks with spring loaded snap pins  
 16" F-Rated Radial tires  
 Automotive-style fender skirts  
 Hitch light  
 Porch light with interior switch  
 30 lb. double LP tanks with auto change over  
 Two exterior speakers  
 Rain gutters with extra long drip spouts (Prevents black streaking)  
 Insulated heavy duty slam lock baggage doors  
 Exterior foldable grab handle  
 Unobstructed pass thru area  
 Upgraded aluminum rims  
 Oversized friction hinge entry door

## INTERIOR FEATURES

Stainless steel appliances  
 Rustic wood plank linoleum  
 Decorative backsplash  
 Two color coordinated interiors (Cocoa, Pearl)  
 Soft close full extension drawer glides

Stainless steel under mounted kitchen sink  
 LED lighting throughout  
 Recessed residential lighting  
 Accent lighting over dinette  
 Mocha accent crown molding over kitchen cabinets  
 Extra large picture windows throughout  
 Vented side windows in slideouts  
 TV antenna with booster  
 Solid wood drawer fronts with birch sides  
 Upgraded raised panel cabinet doors with designer rails  
 Bedroom slideout fascia  
 Memory foam mattress  
 Teddy Bear® bunk mats  
 50" flatscreen TV  
 Premium soundbar with built in DVD player  
 Designer window treatment accented per decor  
 Ceiling fan  
 Tri-fold hide-a-bed sofa  
 Residential stain resistant carpet  
 Quilted bedspread

## APPLIANCES / SYSTEMS

High Performance 15K A/C (Second A/C prep)  
 16 cu. ft. 12V refrigerator  
 Living room A/C  
 Heated Holding Tanks (12V)  
 Floor ducted 35,000 BTU furnace  
 30" OTR stainless steel microwave  
 Three burner high output range with 22" oven  
 Interior monitor panel for holding tanks  
 Satellite and cable hookup with RG-6 cable for high quality picture  
 Porcelain foot flush toilet(s)  
 10 Gal. DSI water heater  
 65 Amp converter  
 Power fan bathrooms

## CONSTRUCTION

Welded aluminum-framed, vacuum bonded laminated superstructure  
 3/8" roof decking  
 Cambered powder coated frame with rust prohibitor  
 Fully enclosed underbelly  
 5" truss roof rafters  
 R-10 sidewall construction  
 Laminated sidewalls  
 Laminated slideout walls

## FOR YOUR SAFETY

Smoke alarm  
 Fire extinguisher  
 Breakaway switch (Battery hook-up required)  
 Dead-bolt lock on entry door  
 LP/CO2 gas detector  
 Fire escape windows

## POPULAR OPTIONS

Second 15K air conditioner in bedroom (Ducted)  
 Central vacuum  
 Slide room awnings (All slides)  
 8 cu. ft. gas/electric refer

## POLAR TECH PACKAGE (OPTIONAL)

Thermal pane windows  
 40K BTU furnace

## PLATINUM PACKAGE (STANDARD - LIMITED TIME OFFER)

Roller shades throughout  
 Premium range w/glass cover  
 King wi-fi extender system  
 16" Spare tire kit  
 Roof ladder  
 Electric leveling system  
 High efficiency radiant foil (Roof + floor)

3 Camera security prep  
 Backup camera prep  
 MOR/ryde entry step with strut

## SIGNATURE PACKAGE (STANDARD)

Underbelly Armor  
 16 cu. ft. 12V stainless refrigerator  
 Stainless appliance package  
 Memory foam mattress  
 30" OTR microwave  
 Kitchen backsplash  
 Soft close residential drawers & cabinet doors  
 Docking station  
 Color matched gelcoated fiberglass exterior  
 50" Flat screen television  
 Premium sound bar with DVD player  
 Power fan in bathrooms  
 Tri fold hide-a-bed sofa  
 Electric awning with LED light strip  
 LED interior lighting throughout  
 Slam lock baggage doors  
 Prepped for second 15k A/C  
 Residential kitchen faucet  
 Aluminum wheels  
 Water filter system  
 Shaw linoleum and carpet  
 Aerodynamic two tone painted fiberglass front cap  
 10 gal DSI water heater

# SANDPIPER FLOOR PLANS

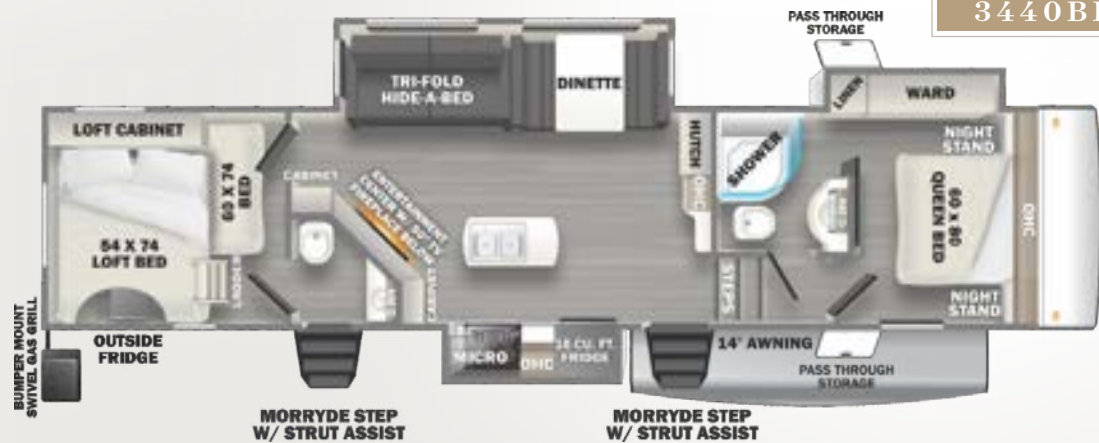


**3330BH**



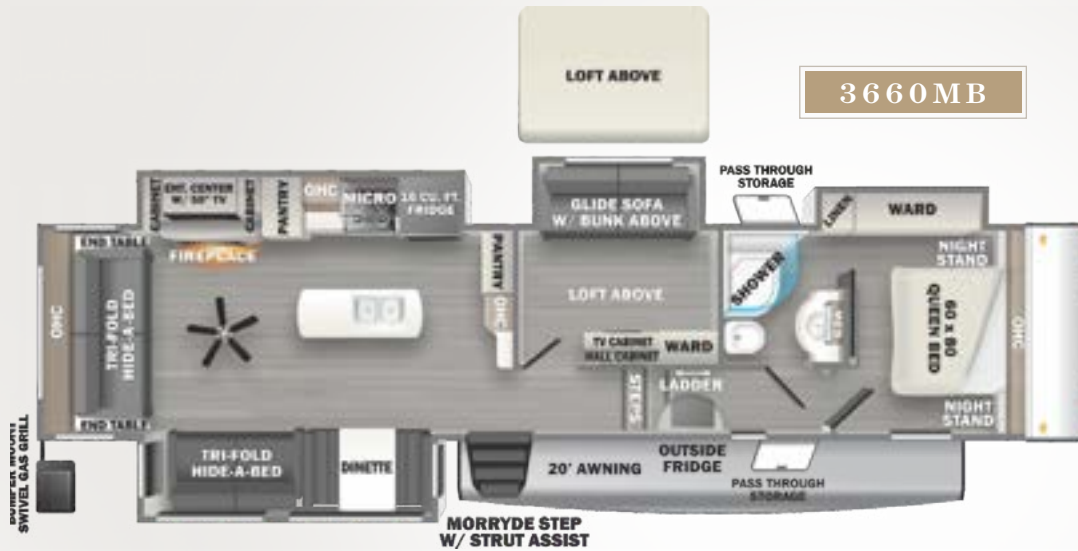
HITCH (LB.) 1,619    GVWR (LB.) 13,619    UVW (LB.) 10,939    CCC (LB.) 2,680  
 EXT. LENGTH 40' 11"    EXT. HEIGHT 13' 4"    EXT. WIDTH 96"  
 FRESH (GAL.) 50    GRAY (GAL.) 104    BLACK (GAL.) 52    AWNING SIZE 19'

**3440BH**



HITCH (LB.) 1,841    GVWR (LB.) 13,841    UVW (LB.) 10,830    CCC (LB.) 3,011  
 EXT. LENGTH 42' 4"    EXT. HEIGHT 13' 4"    EXT. WIDTH 96"  
 FRESH (GAL.) 50    GRAY (GAL.) 156    BLACK (GAL.) 52    AWNING SIZE 19'

3660MB

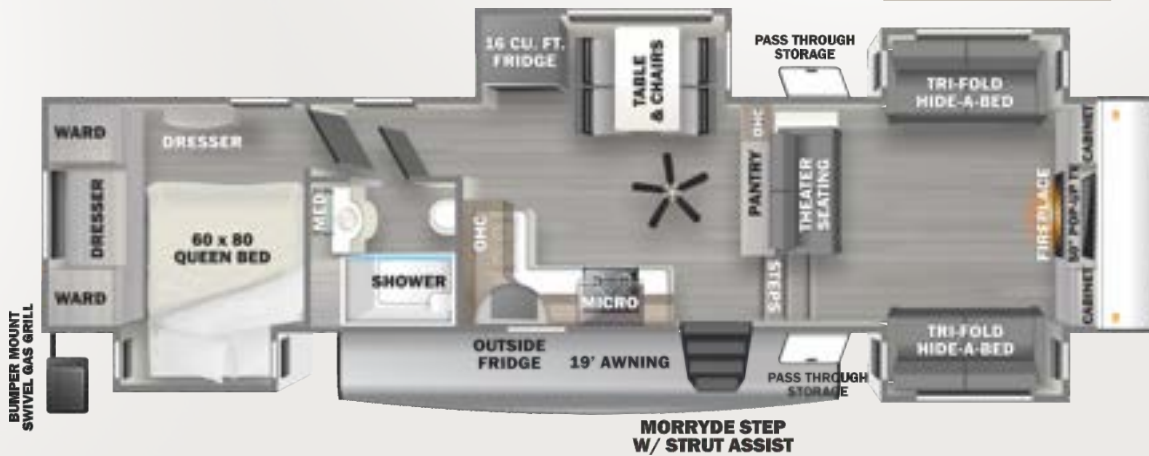


HITCH (LB.) 1,380 GVWR (LB.) 13,380 UVW (LB.) 10,884 CCC (LB.) 2,496

EXT. LENGTH 40' 7" EXT. HEIGHT 13' 4" EXT. WIDTH 96"

FRESH (GAL.) 50 GRAY (GAL.) 156 BLACK (GAL.) 52 AWNING SIZE 19'


3770FL



HITCH (LB.) 1,268 GVWR (LB.) 13,268 UVW (LB.) 11,009 CCC (LB.) 2,259

EXT. LENGTH 39' 0" EXT. HEIGHT 13' 4" EXT. WIDTH 96"

FRESH (GAL.) 50 GRAY (GAL.) 104 BLACK (GAL.) 52 AWNING SIZE 20'




# SANDPIPER WARRANTY. OUR PROMISE.

**FOR DETAILS ON SANDPIPER'S COMPLETE WARRANTY PROGRAM, SEE YOUR SANDPIPER DEALER.** When it comes to backing products with the same quality and commitment it does when it begins the manufacturing process, the only name you have to remember when you're looking for a recreational vehicle is Sandpiper. Sandpiper offers the following additional limited warranties to the original purchasers. Consult written warranty for details.



## PRE-DELIVERY INSPECTION FACILITY

20,000 square feet of quality assurance. The bare essentials for a premium product. This state-of-the-art facility gives immediate daily feedback to production for quality assurance in every unit built.



## 24/7 EMERGENCY ROADSIDE ASSISTANCE WITH VEHICLE PURCHASE\*

TOWING  
JUMP-STARTS  
TIRE CHANGES  
FLUID DELIVERY  
LOCKOUT  
SERVICE

WINCH-OUT  
MOBILE MECHANIC  
TECHNICAL  
SUPPORT  
DEALER LOCATOR  
SERVICES



\*VALID FOR 1 YEAR FROM DATE OF PURCHASE

## CUSTOMER SATISFACTION



[www.ForestRiverBuyLocal.com](http://www.ForestRiverBuyLocal.com)

**FREE MEMBERSHIP**  
to Forest River Owners' Group

[www.forestriverfrog.com](http://www.forestriverfrog.com)



## Learn More

Scan this barcode using a QR Reader on your smart phone to learn more about Forest River.



A Berkshire Hathaway company.

## JOIN THE MOVEMENT



See what's happening on these media platforms  
@SandpiperRVs

## YOUR SANDPIPER DEALER

5547 CR. 1 ELKHART, INDIANA 46515

[WWW.FORESTRIVERINC.COM/SANDPIPER](http://WWW.FORESTRIVERINC.COM/SANDPIPER) | 574.389.4600

**Specification Definitions :: GVWR (Gross Vehicle Weight Rating)** - is the maximum permissible weight of the unit when fully loaded. It includes all weights, inclusive of all fluids, cargo, optional equipment and accessories. For safety and product performance do NOT exceed the GVWR. // **GAWR (Gross Axle Weight Rating)** - is the maximum permissible weight, including cargo, fluids, optional equipment and accessories that can be safely supported by a combination of all axles. // **UVW (Unloaded Vehicle Weight)\*** - is the typical weight of the unit as manufactured at the factory. It includes all weight at the unit's axle(s) and tongue or pin and LP Gas. The UVW does not include cargo, fresh potable water, additional optional equipment or dealer installed accessories. \*Estimated average based on standard build optional equipment. // **CCC (Cargo Carrying Capacity)\*\*** - is the amount of weight available for fresh potable water, cargo, additional optional equipment and accessories. CCC is equal to GVWR minus UVW. Available CCC should accommodate fresh potable water (8.3 lbs per gallon). Before filling the fresh water tank, empty the black and gray tanks to provide for more cargo capacity. \*\* Estimated average based on standard build optional equipment // Each Forest River RV is weighed at the manufacturing facility prior to shipping. A label identifying the unloaded vehicle weight of the actual unit and the cargo carrying capacity is applied to every Forest River RV prior to leaving our facilities. The load capacity of your unit is designated by weight, not by volume, so you cannot necessarily use all available space when loading your unit. // All information contained in this brochure is believed to be accurate at the time of publication. However, during the model year, it may be necessary to make revisions and Forest River, Inc., reserves the right to make all such changes without notice, including prices, colors, materials, equipment and specifications as well as the addition of new models and the discontinuance of models shown in this brochure. Therefore, please consult with your Forest River dealer and confirm the existence of any materials, design or specifications that are material to your purchase decision. Litho. U.S.A. FOR 1937 P&W: 2021.12.21